




Disclaimer: This document has been developed to assist the swimming community what Swimming NZ considers the best course of action at Alert Level 2. The New Zealand Government and Ministry of Health directives, guidelines and information supersede any information provided by Swimming NZ in this document. All Aquatic facilities need to consider their own situations and operations at any given time and an Aquatic facility's decision on whether to allow swimming needs to be based on the situation in your local area at the time. The Government has released Alert Levels which could differ from region to region, so the location of your facility could be under specific direction of the Government or local council in relation to swimming pool access.

The following information may assist with determining what swimming activity may be possible under each Alert Level, but Swimming NZ reiterates it is up to individual aquatic facilities to make their own decisions, based upon their own circumstances and applicable central and local Government directives.

Alert Level 2	Risk Assessment	Government Measures	Swimming NZ Recommendations for Learn to Swim, Squads and Lane Swimming
<p>Reduce The disease is contained, but the risk of community transmission remains.</p>	<ul style="list-style-type: none"> Household transmission could be occurring. Single or isolated cluster outbreaks. 	<ul style="list-style-type: none"> Limit on amount of people within the facility dependent on 2m physical distancing allowances COVID-19 tracing app QR code must be displayed prominently within the facility Must also have an alternative system for record keeping Sport NZ Level 2 guidelines https://sportnz.org.nz/resources/play-active-recreation-and-sport-at-alert-level-2/ Sport and recreation activities are allowed if conditions on gatherings are met and physical distancing is followed Public venues can open but must comply with conditions on gatherings and undertake public health measures Stay home if you are sick <p>Swimming NZ Measures Undertaken</p> <ul style="list-style-type: none"> All events are cancelled or postponed Club training activity only 	<p>Each Aquatic Facility will need to assess its ability to meet Level 2 Government Measures <u>before</u> commencing with Learn to Swim, Squad or Lane Swimming.</p> <ul style="list-style-type: none"> All visitors and front of house staff should wear a face covering, optional for pool deck staff and spectators on poolside Where possible use 1 door for entry and a different door for exit Manage high use areas and minimise contact points where possible. For example; leave doors open so people don't use the door handle Ensure your facility has an up to date and clearly displayed cleaning schedule and adequate provisions to facilitate good hygiene practices (Especially changing/bathrooms) Ensure your facility has extensive signage and information regarding precautions for managing COVID-19 Surfaces and equipment must be regularly cleaned and disinfected where practicable Ensure that all staff are properly briefed on all information regarding precautions for managing COVID-19 Changing rooms should be used for the toilet only, not changing or showering <p>Learn to swim guidelines:</p> <ul style="list-style-type: none"> Instructors can be in the water Close contact between teacher and student is allowed, physical distancing requirements do not apply to learn to swim classes No poolside warm-up or gatherings 1 parent/caregiver poolside, where possible (over 5's) parents can wait outside the building, ensuring physical distancing <p>Lane Swimming guidelines:</p> <ul style="list-style-type: none"> No Spectators Make each lane double width (remove middle lane rope), swimmers stick to the left of their lane. Ensure 2m physical distancing is followed at all times. Designated entry and rest areas for each lane Lane numbers dependent on ability of swimmers and requirements for rest. For example more swimmers per lane for fitter swimmers who stop less

	Entry
	Rest Area
	Direction

